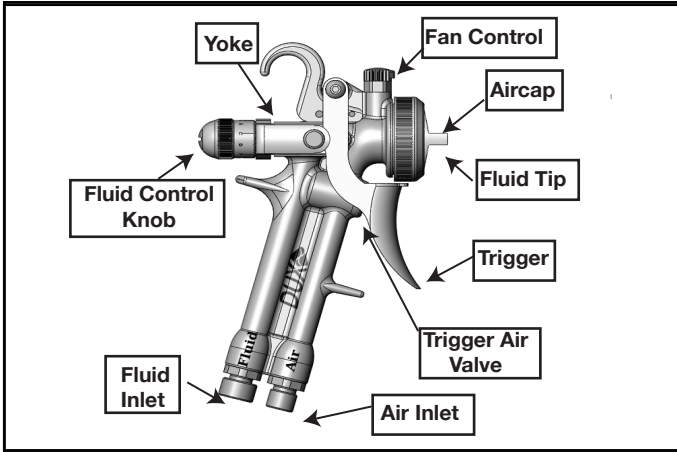




Platinum Pressure Feed 3K Series


QUICK REFERENCE & MAINTENANCE GUIDE

The Dux Platinum Pressure Feed Spray Gun is a tool that delivers superior finishing results and cost savings. Optimal performance and results require proper handling and maintenance processes.

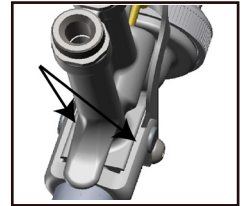


GUN LUBRICATION

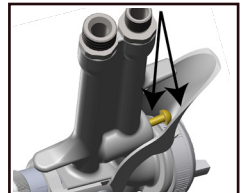
To ensure the longevity of the Dux Spray Gun, lubricate after every cleaning. (Part # 310201)



Lubricate top of yoke rails



Invert spray gun and lubricate underside of yoke rails



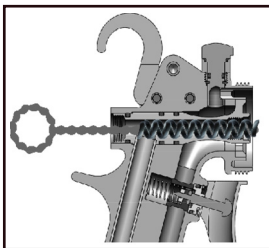
With spray gun inverted, lubricate trigger pin and inside surface of trigger handle



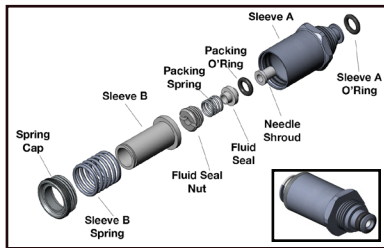
Lubricate thick section of needle

⚠

CAUTION: DE-PRESSURIZE GUN PRIOR TO PERFORMING ANY FLUID PACKING ADJUSTMENTS, MAINTENANCE, OR CLEANING



New Removable Rear Allows For Easy Cleaning



Updated Sleeve A Is Fully Serviceable for Maintenance- Dux Part # 410180
Rebuild Kits come with a complete Sleeve A cartridge